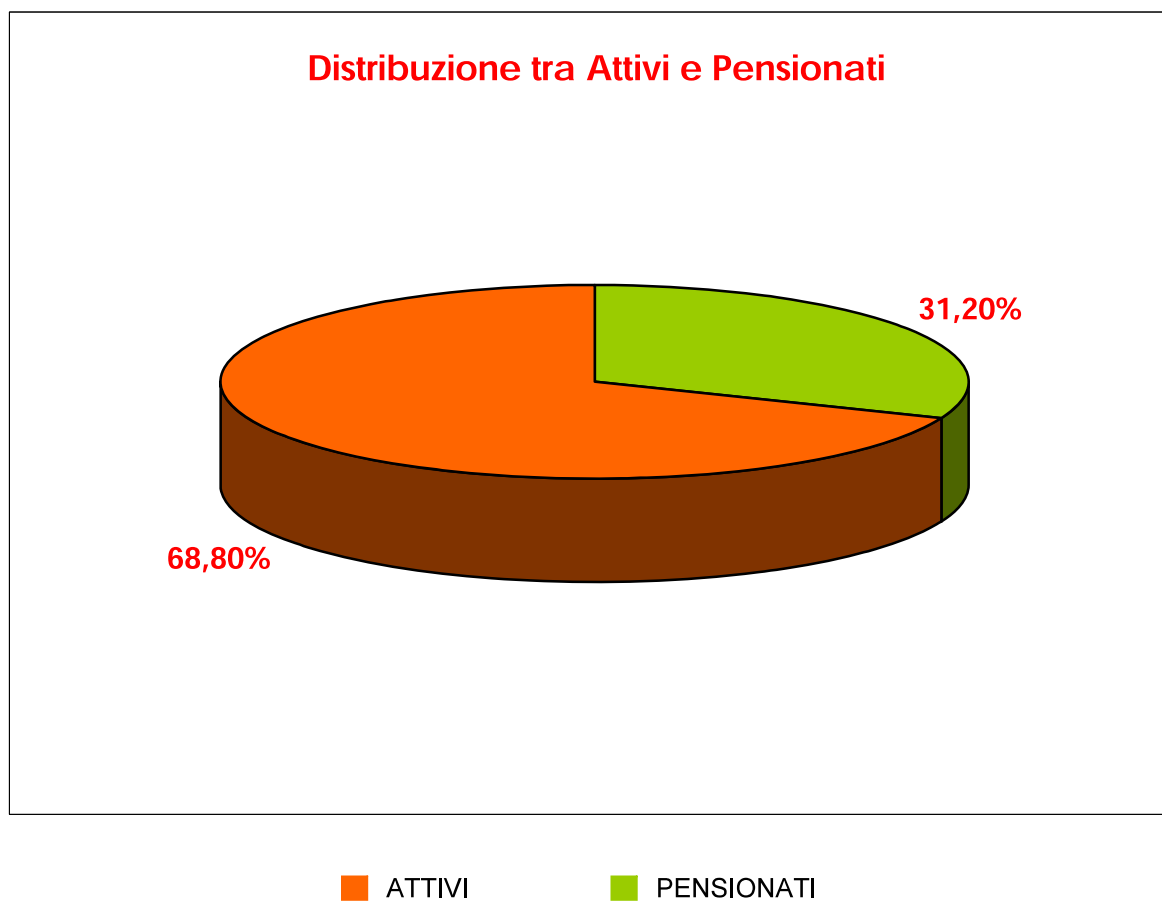





# Tesseramento 2019

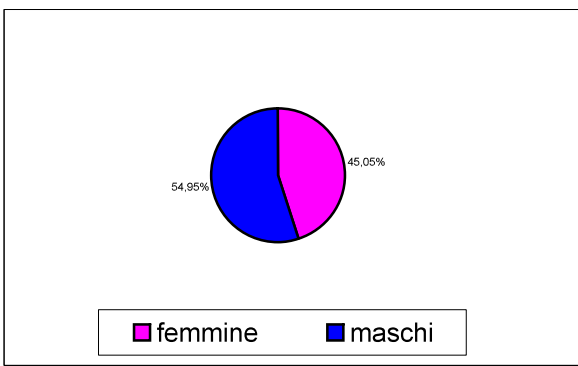




 **19.331** **%**  
**45,05%**

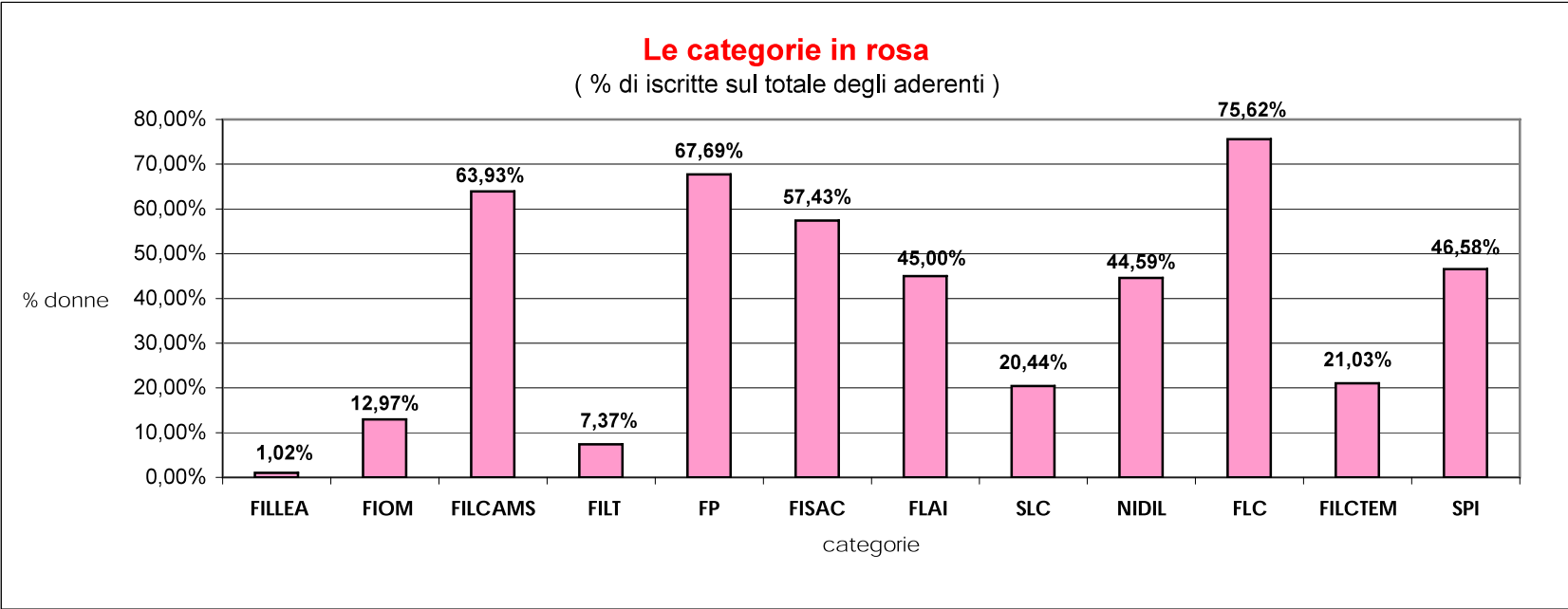
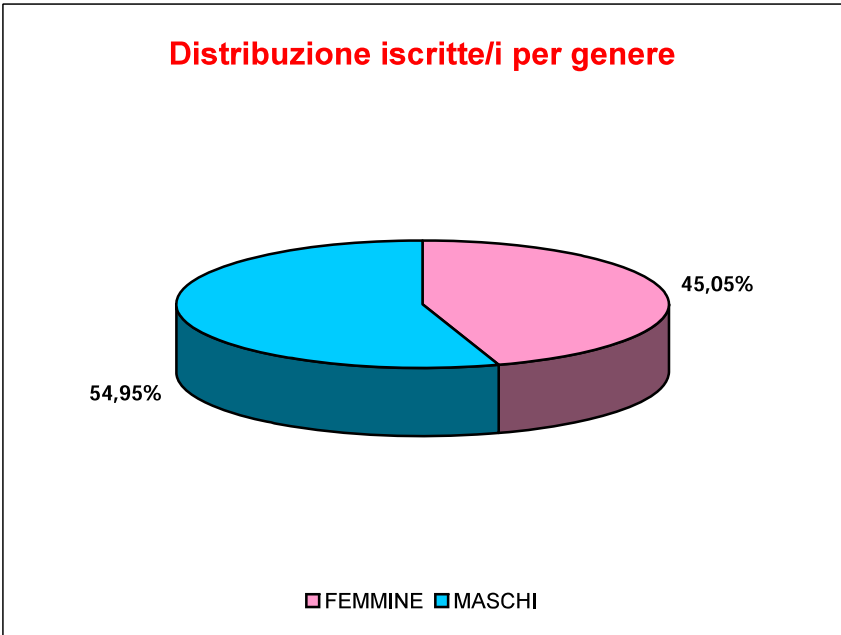
 **23.576** **%**  
**54,95%**

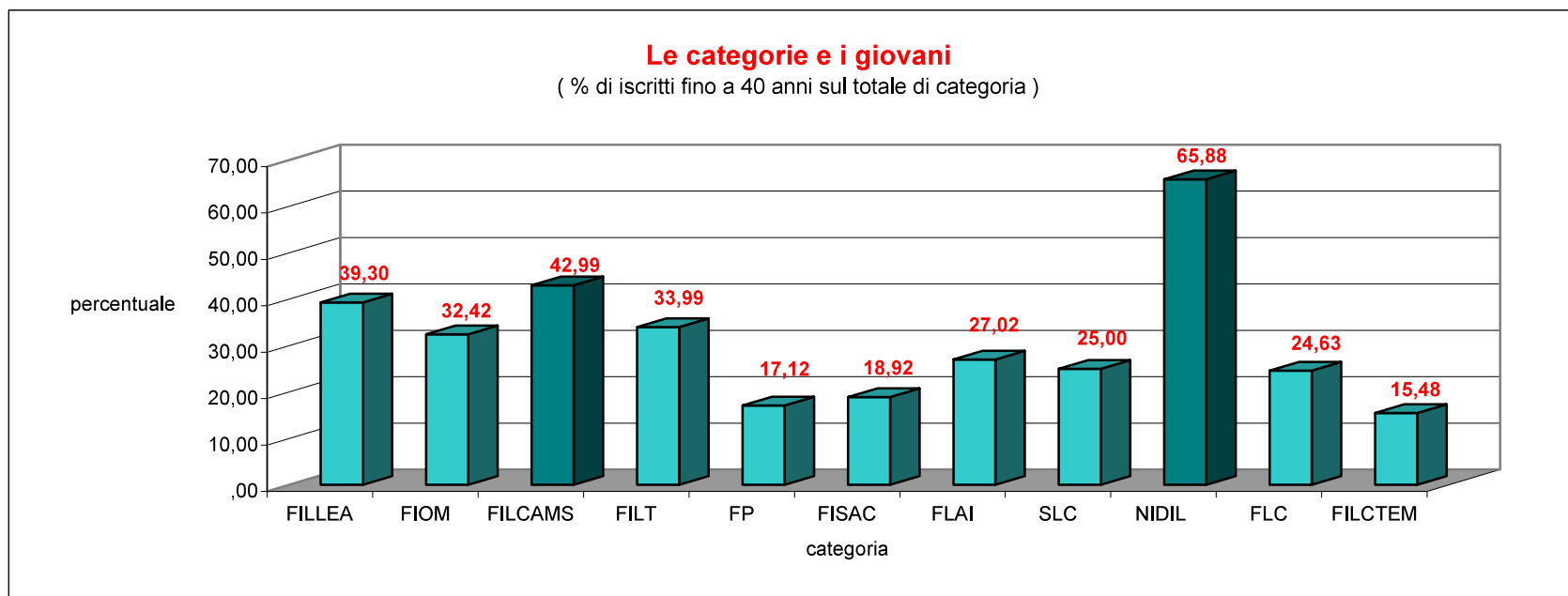
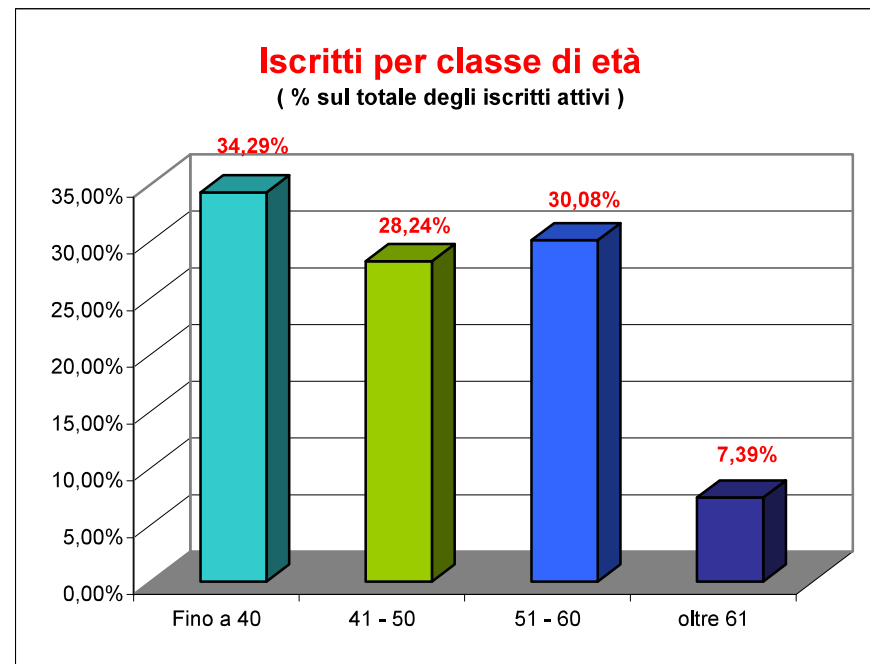
**Totale iscritti 2019**  
**42.907**

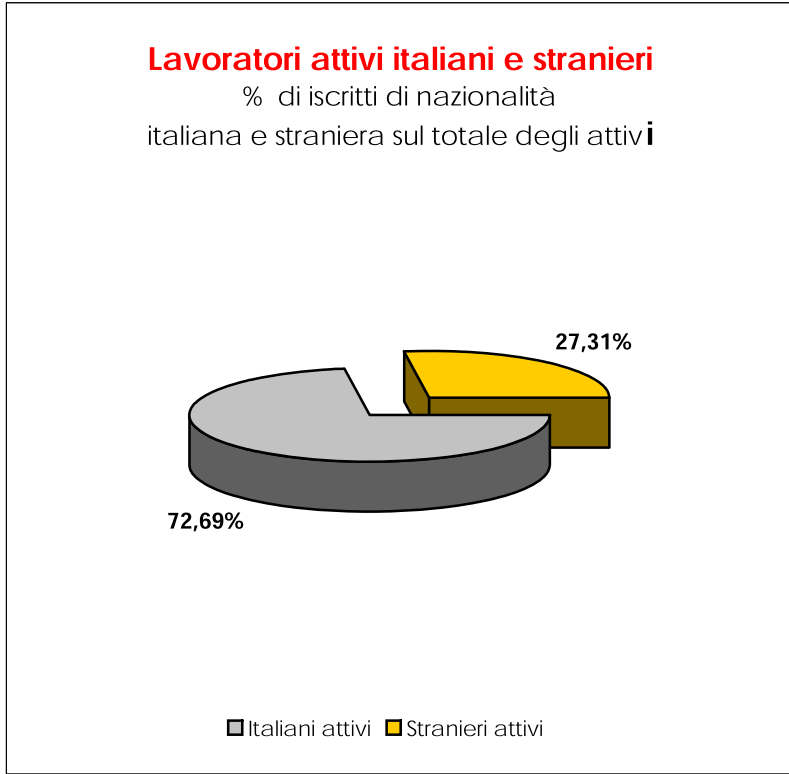


Attivi	N. Maschi	% Maschi	N. Femmine	% Fem.ne	Totale	% Totale
<b>FILLEA</b>	4.442	98,98%	46	1,02%	<b>4.488</b>	<b>10,46%</b>
<b>FIOM</b>	1.973	87,03%	294	12,97%	<b>2.267</b>	<b>5,28%</b>
<b>FILCAMS</b>	2.585	36,07%	4.582	63,93%	<b>7.167</b>	<b>16,70%</b>
<b>FILT</b>	842	92,63%	67	7,37%	<b>909</b>	<b>2,12%</b>
<b>FP</b>	1.542	32,31%	3.230	67,69%	<b>4.772</b>	<b>11,12%</b>
<b>FISAC</b>	252	42,57%	340	57,43%	<b>592</b>	<b>1,38%</b>
<b>FLAI</b>	1.502	55,00%	1.229	45,00%	<b>2.731</b>	<b>6,36%</b>
<b>SLC</b>	716	79,56%	184	20,44%	<b>900</b>	<b>2,10%</b>
<b>NIDIL</b>	1.356	55,41%	1.091	44,59%	<b>2.447</b>	<b>5,70%</b>
<b>FLC</b>	603	24,37%	1.871	75,63%	<b>2.474</b>	<b>5,77%</b>
<b>FILCTEM</b>	612	78,97%	163	21,03%	<b>775</b>	<b>1,81%</b>
<b>Totale Attivi</b>	<b>16.425</b>	<b>55,64%</b>	<b>13.097</b>	<b>44,36%</b>	<b>29.522</b>	<b>68,80%</b>

Pensionati						
<b>SPI</b>	7.151	53,43%	6.234	46,57%	<b>13.385</b>	<b>31,20%</b>
<b>Totale Pensionati</b>	<b>7.151</b>	<b>53,43%</b>	<b>6.234</b>	<b>46,57%</b>	<b>13.385</b>	<b>100,00%</b>







# tesseramento Cgil del Trentino dal 2010 al 2019

CATEGORIA	2010	2011	2012	2013	2014	2015	2016	2017	2018	2019	diff % 2019/2018
FILLEA	5.739	5.987	6.031	6.129	5.901	5.389	5.038	5.185	4.720	4.488	-5%
FIOM	2.621	2.622	2.673	2.704	2.710	2.664	2.526	2.426	2.227	2.267	2%
FILCAMS	3.269	4.840	5.812	6.276	4.905	4.836	5.625	6.459	6.973	7.167	3%
FILT	1.510	1.429	1.177	1.088	867	807	799	857	876	909	4%
FP	4.776	4.891	4.897	4.837	4.611	4.741	4.653	4.658	4.654	4.772	3%
FISAC	631	627	624	648	649	675	642	611	617	592	-4%
FLAI	1.903	1.991	1.953	2.132	2.028	2.137	2.303	2.351	2.242	2.731	22%
SLC	1.148	1.128	1.084	1.018	960	913	919	886	891	900	1%
NIDIL	464	285	255	259	307	355	1.090	1.782	2.341	2.447	5%
FLC	1.747	2.123	2.208	2.176	2.307	2.559	2.443	2.607	2.497	2.474	-1%
FILCTEM	1.512	1.266	1.211	1.153	1.087	996	898	861	791	775	-2%
SPI	13.060	12.917	12.982	12.912	12.770	12.830	13.040	13.132	13.226	13.385	1%
<b>TOTALE ANNUO</b>	<b>38.380</b>	<b>40.106</b>	<b>40.907</b>	<b>41.332</b>	<b>39.102</b>	<b>38.902</b>	<b>39.976</b>	<b>41.815</b>	<b>42.055</b>	<b>42.907</b>	<b>2%</b>

