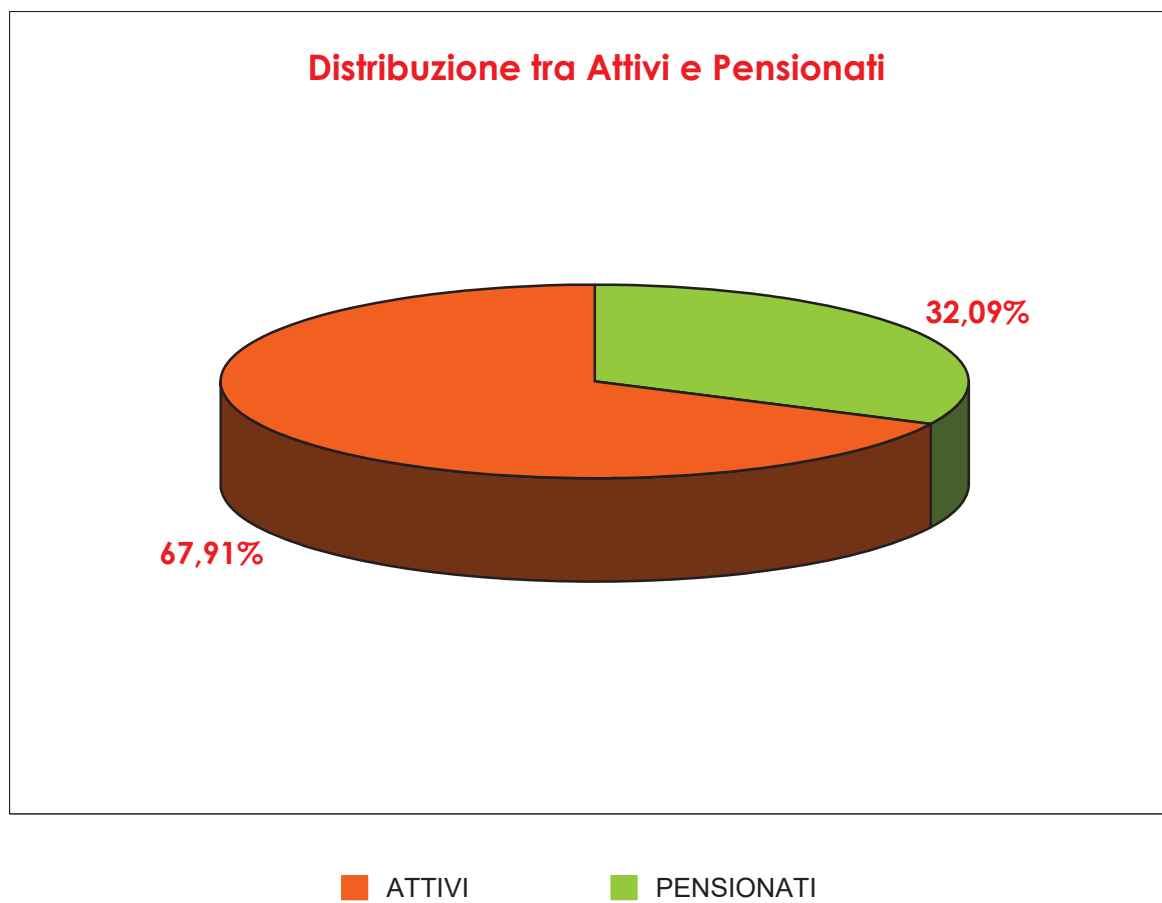
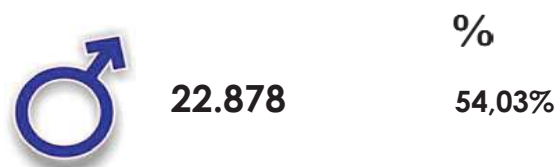





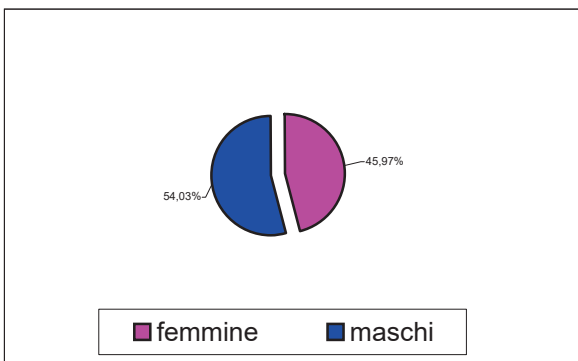
# Tesseramento





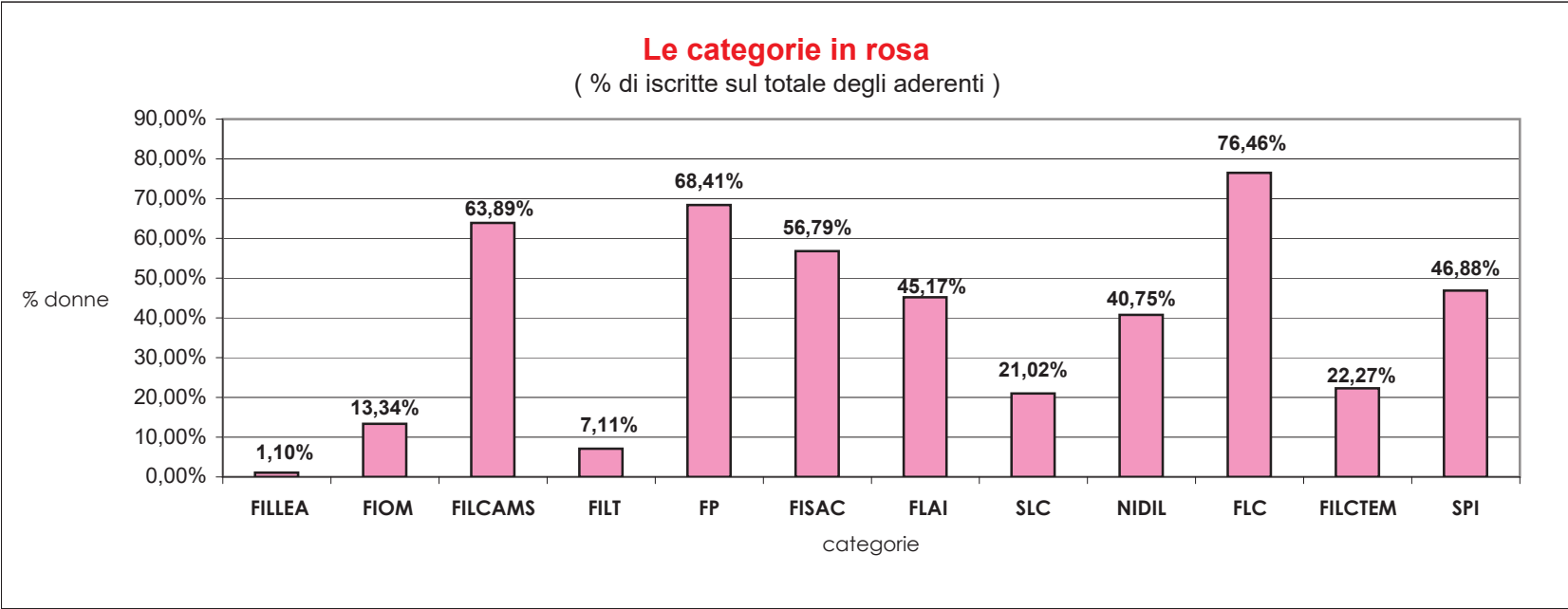
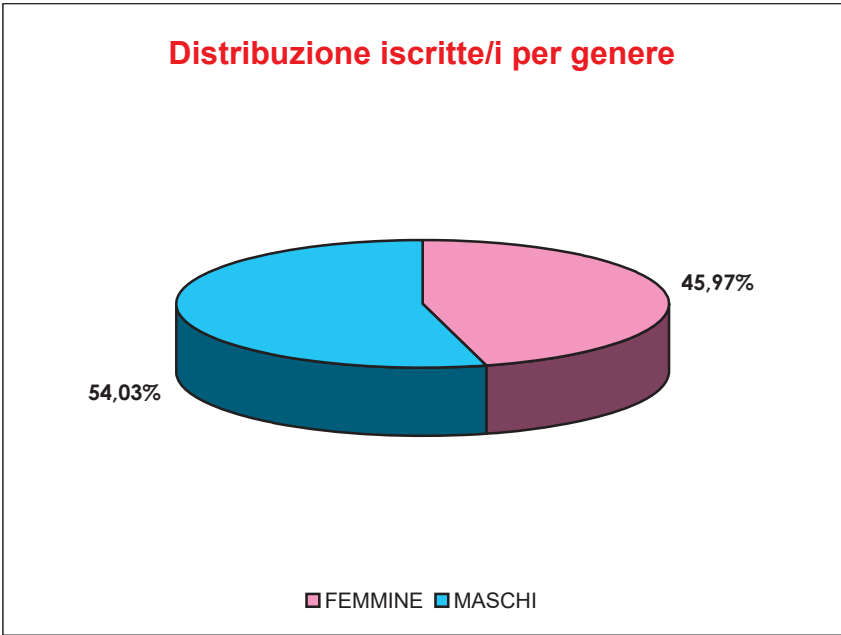


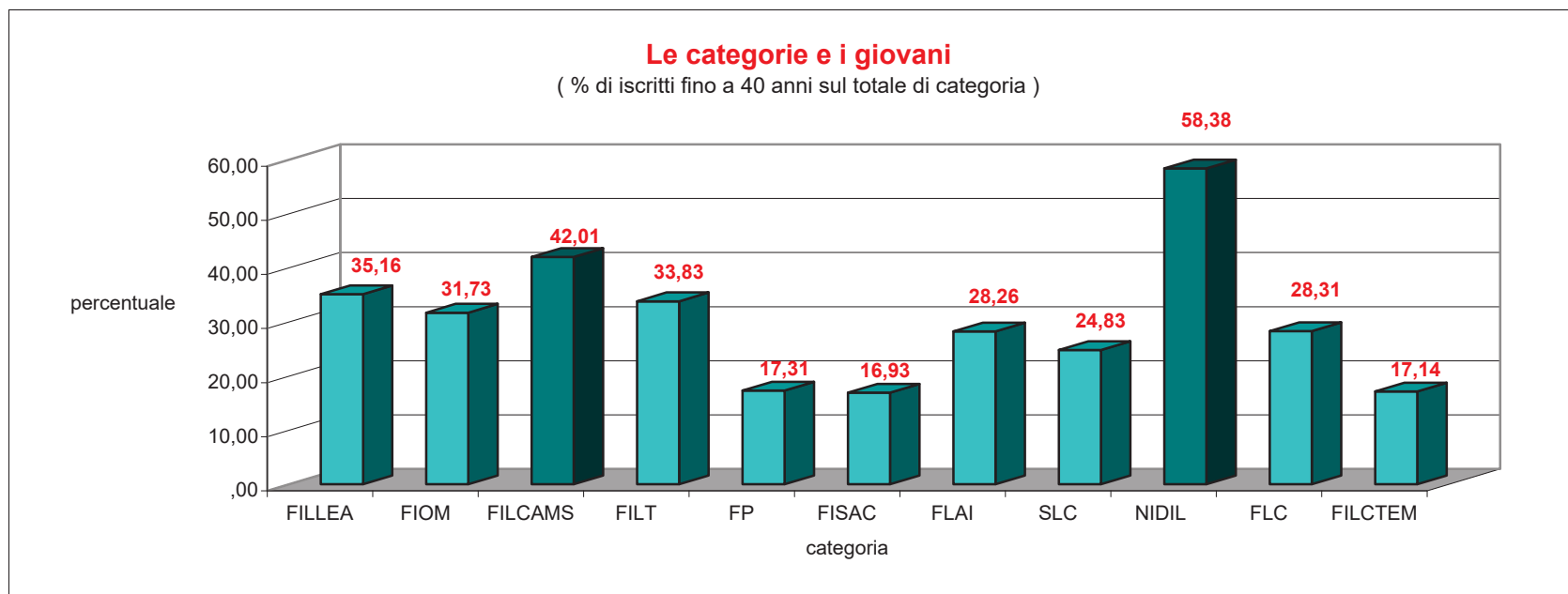
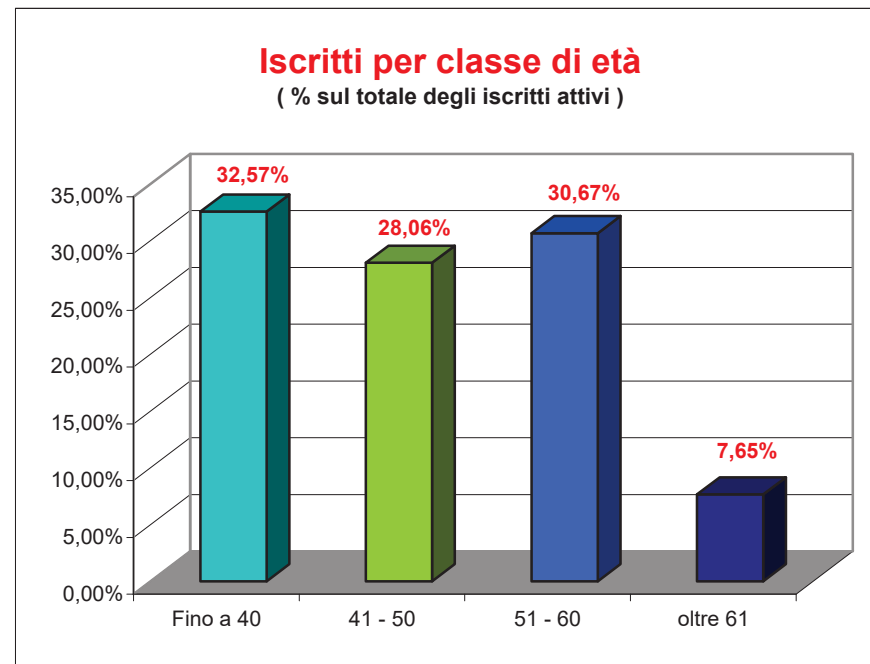
**Totale iscritti 2020**  
**42.342**



Attivi	N. Maschi	% Maschi	N. Femmine	% Fem.ne	Totale	% Totale
<b>FILLEA</b>	4.034	98,90%	45	1,10%	<b>4.079</b>	<b>9,63%</b>
<b>FIOM</b>	1.923	86,66%	296	13,34%	<b>2.219</b>	<b>5,24%</b>
<b>FILCAMS</b>	2.639	36,11%	4.669	63,89%	<b>7.308</b>	<b>17,26%</b>
<b>FILT</b>	810	92,89%	62	7,11%	<b>872</b>	<b>2,06%</b>
<b>FP</b>	1.482	31,59%	3.210	68,41%	<b>4.692</b>	<b>11,08%</b>
<b>FISAC</b>	245	43,21%	322	56,79%	<b>567</b>	<b>1,34%</b>
<b>FLAI</b>	1.595	54,83%	1.314	45,17%	<b>2.909</b>	<b>6,87%</b>
<b>SLC</b>	684	78,98%	182	21,02%	<b>866</b>	<b>2,05%</b>
<b>NIDIL</b>	1.015	59,25%	698	40,75%	<b>1.713</b>	<b>4,05%</b>
<b>FLC</b>	656	23,54%	2.131	76,46%	<b>2.787</b>	<b>6,58%</b>
<b>FILCTEM</b>	576	77,73%	165	22,27%	<b>741</b>	<b>1,75%</b>
<b>Totale Attivi</b>	<b>15.659</b>	<b>54,46%</b>	<b>13.094</b>	<b>45,54%</b>	<b>28.753</b>	<b>67,91%</b>

Pensionati						
<b>SPI</b>	7.219	53,12%	6.370	46,88%	<b>13.589</b>	<b>32,09%</b>
<b>Totale Pensionati</b>	<b>7.219</b>	<b>53,12%</b>	<b>6.370</b>	<b>46,88%</b>	<b>13.589</b>	<b>100,00%</b>





Periodo di elaborazione anno 2020

2018

I giovani negli ultimi tre anni  
% di iscritti under 40 su totale attivi per categoria

2019

2020

